

4384CTK SUMMIT® DUAL FLUSH

MANSFIELD®

Elongated Front, SmartHeight™, Vitreous China, Two-Piece Toilet Kit

FEATURES

- Complete toilet kit (CTK)
- Dual flush technology with 3" flush tower
- 1.1 Gpf / 1.6 Gpf (4.0 Lpf / 6.0 Lpf)
- Elongated front, SmartHeight™ bowl
- SmartFasten™ 3-bolt tank-to-bowl connection
- PuraClean® easy-to-clean glaze
- Pilot operated anti-siphon fill valve
- 12" rough-in
- Model 33 chrome-plated, push button actuator
- 2" glazed trapway
- The Mansfield® limited lifetime warranty
- Available in White, Biscuit and Bone



MODEL 4384CTK

Toilet seat included

Complete toilet kit



ELONGATED






SMARTHEIGHT ADA



CTK

COMPONENTS

MODEL #	DESCRIPTION	CODES/STANDARDS
4384CTK	Elongated front, SmartHeight™, dual flush two-piece toilet kit. Includes: toilet seat, wax toilet ring, floor bolts, caps, and multi-lingual installation instructions. Water supply hardware not included. Specify color.	  
384	Elongated front, SmartHeight™ toilet bowl only. Less supply. Specify color.	
3386	Tank and cover only, with chrome-plated, push button actuator. Less supply. Specify color.	
3800	Elongated, slow close CTK seat	
TANK TRIM & REPLACEMENT PARTS		
33	Chrome-plated push button actuator	
2206	Pilot operated fill valve	
308	Dual flush tower	
3386-LID	Tank lid	




**MADE IN
USA**

4384CTK SUMMIT® DUAL FLUSH



Elongated Front, SmartHeight™, Vitreous China, Two-Piece Toilet Kit

SPECIFICATIONS

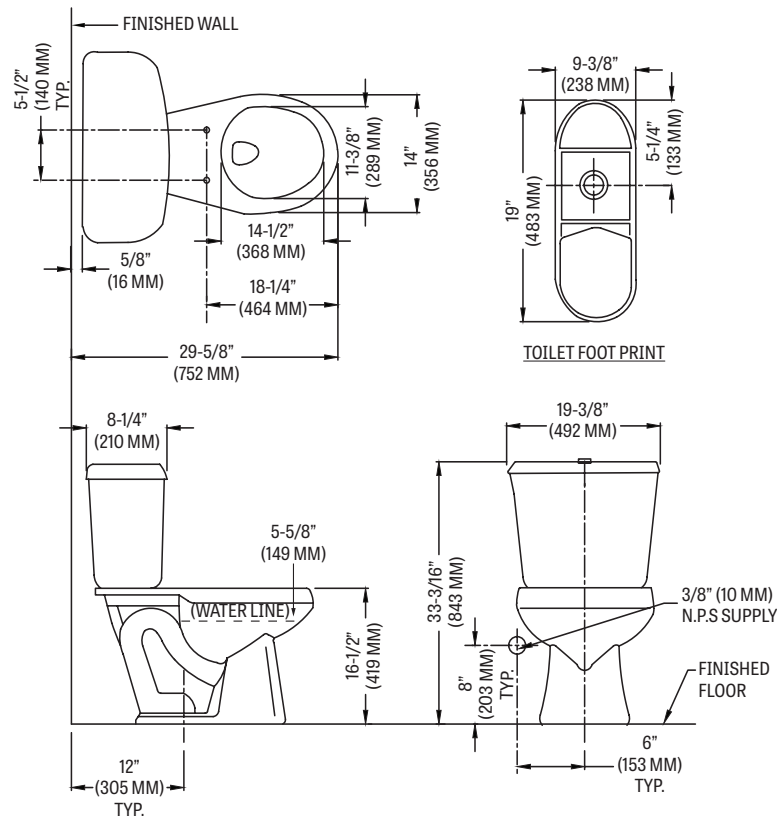
MODEL #	DESCRIPTION	CODES/STANDARDS
4384CTK	Elongated front, SmartHeight™ (1.1 gpf/1.6 lpf) two-piece toilet kit	  

MATERIAL	Vitreous China
WATER PRESSURE RANGE	20 to 80 PSI
FLUSH SYSTEM	Dual flush with 3' flush tower
WATER USAGE	1.1 gpf / 1.6 lpf
WATER SURFACE AREA	9' X 10'
ROUGH-IN	12'
MAP RATING	800 grams

TRAP DIAMETER	2'
TRAP SEAL	2-3/8'
SHIPPING WEIGHT	Model 4384CTK - 98 lbs. (44.4 kg)
WARRANTY	Vitreous China - Limited Lifetime Tank Trim - Limited One Year

TECHNICAL INFORMATION

Note: these dimensions are nominal and subject to change without notice.



Fixture performance and specifications meet or exceed ASME A112.19.2/CSA B45.1 standards, and other state and local codes.

